



District Report Card: 2017


State: Tamil Nadu	District: Theni
Class: 8	Subject: Language
Schools: 51	Students: 1068


Participation/Coverage


Students

 GENDER	Boys		Girls	
	Number	%	Number	%
	520	48.69	548	51.31

 AREA	Rural		Urban	
	Number	%	Number	%
	760	71.16	308	28.84

 CATEGORY	SC		ST		OBC		GEN	
	Number	%	Number	%	Number	%	Number	%
	292	27.34	2	0.19	774	72.47	0	0.00

 CWSN	LD	VI	HI	S&LD	ID	Oth
	2	2	1	1	0	0

 Management	Government		Government-aided	
	Number	%	Number	%
	494	46.25	574	53.75

Average Performance of Students in Language (%)

Overall	Gender		Area		Management		Social Group			
	Male	Female	Rural	Urban	Govt.	Aided	SC	ST	OBC	GEN
55.17	54.54	55.77	54.96	55.67	52.56	57.41	52.15	60.00	56.30	0.00

Performance on Learning Outcomes (LOs)

Learning Outcomes	Description	Average Performance(%)
L813	Read textual/non-textual materials with comprehension and identifies the details, characters, main idea and sequence of ideas and events while reading	55.17

Range of Performance of Students who Answered Correctly							
Below 30%		30% - 50%		50% - 75%		Above 75%	
Number	%	Number	%	Number	%	Number	%
185	17.32	256	23.97	410	38.39	217	20.32

Lowest Performing Learning Outcomes (LOs)

1 - Read textual/non-textual materials with comprehension and identifies the details, characters, main idea and sequence of ideas and events while reading (55.17)